

How to Enable ASD20 iPad VPN Services

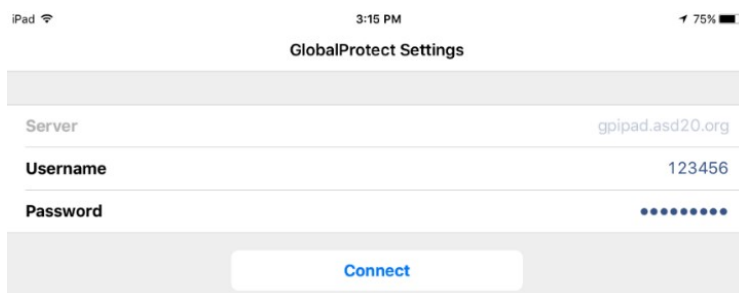
- Academy School District 20 (ASD20) iPad VPN Services use the “[GlobalProtect](#)” iOS app developed by Palo Alto Networks to establish a Virtual Private Network (VPN) connection to the school’s Intranet network.



- If **GlobalProtect** is not already installed, open the “**ASD20 Apps**” catalog:
- Find the **GlobalProtect** App and then tap “**Install**”




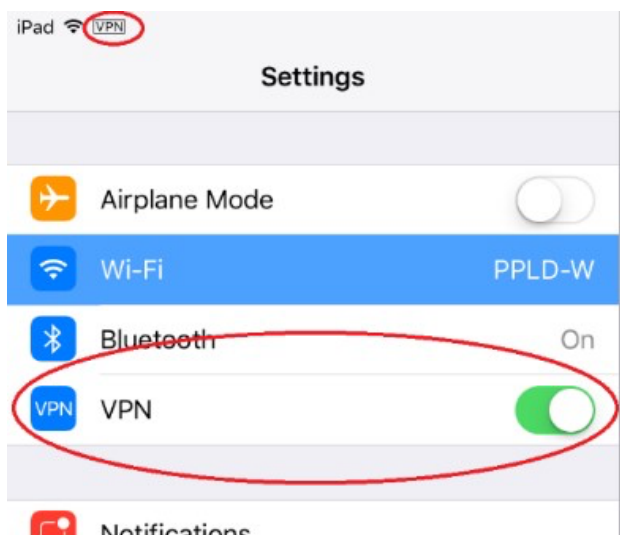
- Open GlobalProtect (Server = gpipad.asd20.org) enter **Student ID Number** and **Password**, then **Connect**



- Turn the **VPN On** when at home



- Open Settings () to **Turn VPN On**



- Notice the “VPN” indication at the top of the screen when connected